



Dear WCGS Parent:

We wanted to let you know that we have recently purchased a new product that will keep our students safe when they are using the Internet and will also help our teachers find resources that match each of our students' learning needs. The product, netTrekker d.i., is an award-winning search engine created just for students, teachers, and parents and delivers only safe, educator-selected websites every time we use the Internet.

Here are just a few reasons why we have chosen netTrekker d.i. for our school community:

- **Searching is fast and easy:** netTrekker d.i. contains over 180,000 educator-selected online resources that are organized around the K-12 curricula and by grade level so searching is logical and easy
- **Makes searching the Internet safe for students:** All netTrekker d.i. websites and images have been selected and evaluated by educators so students receive ONLY safe, relevant results and school-friendly images every time they use the Internet
- **Designed for different learning styles:** netTrekker d.i. provides resources that work for all members of our school community including general-education, ESL/ELL, gifted students, students working below or above grade level, having reading challenges, special needs, and more
- **Helps our school integrate technology into every classroom:** netTrekker d.i. is an easy to use technology tool with searching options for beginner and advanced users so all our students and teachers can benefit from the educational resources available on the Internet every day
- **A great resource for homework:** netTrekker is web-based so your child can use it at school and home

We are very excited about the learning opportunities that netTrekker provides our school and to our students. We encourage you to log onto <http://school.nettrekker.com> to get more familiar with this award-winning product. Attached are the directions for you and your student to create an account.

If you have any questions, please contact the school at (630) 668-1385.

Sincerely,

A handwritten signature in black ink that reads "Paul Johnson".

Paul Johnson  
Technology Specialist x248

A handwritten signature in black ink that reads "Sue Macaluso".

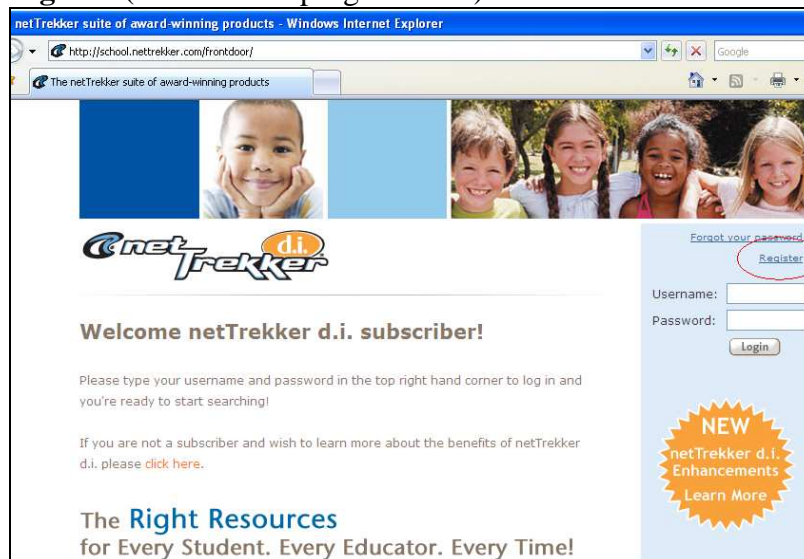
Sue Macaluso  
Curriculum Coordinator x230





## How to get started in 10 easy steps

1. Connect to the internet through your web browser.
2. Type in the address bar <http://school.nettrekker.com> (notice that www is not included)
3. Click on **Register** (located on top right corner)



4. Create a username by typing in (the “Create a username”) your last name, your first name, and followed by wcs. (Example: Jane Doe would be entered as doejanewcs).

**Account Information**

\*Create a username:  (no special characters)

\*Create a password:  (5 character minimum)

\*Re-enter your password for verification:  (5 character minimum)

\*Choose a password question:

\*Answer your question:  (type your answer)

Please take a moment to review our [Privacy Policy](#) and our [Terms of Use](#) before completing registration. By clicking the **Next** button you are agreeing to our Terms of Use.

5. Type in a password that you will remember in the “Create a password”. Parents and students can have there own separate accounts. When done entering the information, click **Next**.

6. Enter is State **IL** and School **Wheaton**.

**Create New User**

Enter Your School's State/Province and Name:

State/Province:

School Name:

(only the first word of the official name)

7. Then click **search**

8. Select **Wheaton Christian Grammar Sch, Wheaton, IL**.

**Create New User**

**Matching Schools:**  
Choose your school from this list by clicking on it and then click 'done' below.

Wheaton Academy, West Chicago, IL  
**Wheaton Christian Grammar Sch, Wheaton, IL**  
 Wheaton North High School, Wheaton, IL  
 Wheaton-Warrenville South HS, Wheaton, IL

[Still Can't Find Your School](#)

9. Then click **Done** on the bottom of the page.



## Welcome to netTrekker

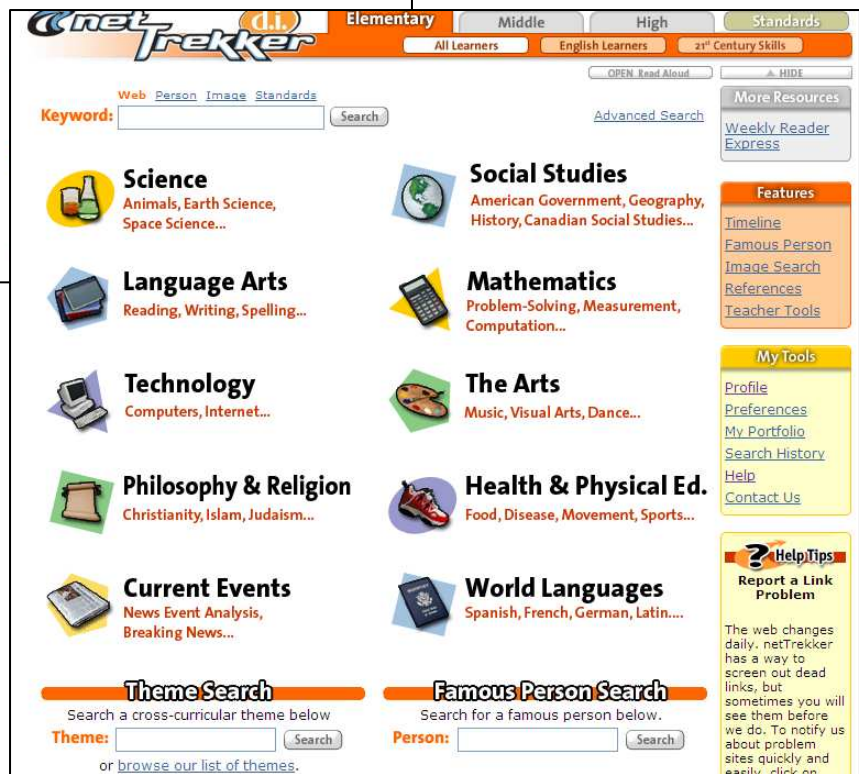
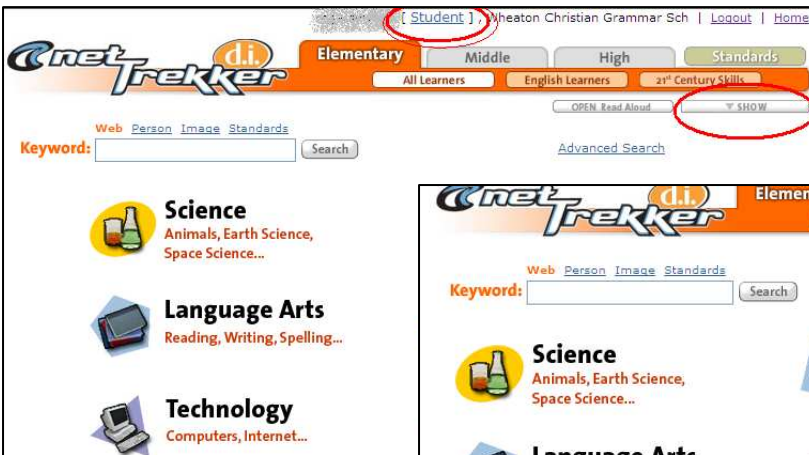
10. You will get the a welcome message.  
Click **Done**

Thanks for registering with us. We know you will enjoy using our many services. If you have any questions, feel free to [contact us](#).  
Click "Done" to be automatically logged into netTrekker.

Done

### Once you are logged in:

Click on the "SHOW" button on the top right under the tabs to view more resources, features, and my tools.



netTrekker is an internet search engine that organizes topics by school subjects. Topical searches can be conducted through:

1. Subject searches

For example, looking for information about autumn? Click on Social Studies; click on Geography; click on Physical Systems; click on *autumn* to see search results.

2. Keyword searches

In the box next to **keyword** in the upper left portion of the screen, type in the topic you are trying to gather information on. For example, type in the word *autumn* to see search results.

3. Advanced searches

Further focuses your search results to include specifications such as source type, readability level, or multimedia selection. For example, you could search for information on *autumn* that is at a fourth grade reading level and is a video. The search would find the following item: *What Causes the Seasons? This resource has a good deal of interactive media to explain the cause of the seasons. It does a thorough job illustrating how the sun's rays strike the earth at different angles throughout the year. (netTrekker Readability Level 2: Grade 4-6)*